

2023 annual report to the
Community

Highbury Primary School

Highbury Primary School number: 596

Partnership: Modbury



School principal:

Belinda Smith

Signature

Date of endorsement:

06/02/2024



Government
of South Australia
Department for Education

Context Statement

Highbury Primary School caters for students from R-6. At the time of this report, the enrolment in 2023 is 453. Highbury Primary School is classified as Category 6 on the Department for Education Index of Educational Disadvantage. At the time of this report, the school population includes 3% Aboriginal students, 13% students with disabilities, 11% students with English as an additional language or dialect (EALD) funded background, 2% children/young people in care. Further information about the school is available on the school's website (including its context statement), as well as the My School website.

Governing Council

From The Chairperson of Highbury Primary School Governing Council...

Hello Highbury Primary School Community,

In 2023 we welcomed Belinda Smith as our new principal as well as our new assistant principal Sara Wilcock. We are fortunate to have such energetic and friendly leadership building positive outcomes for our students and community. Students have taken the transition in their stride, but nonetheless enjoyed the opportunity to “slime” school leadership at the colour explosion.

We have taken the first steps towards improving technological literacy with the purchase of Chromebooks for year fours in 2023 as a test group, in place of some of our ageing student laptops. Over the next few years we will expand this scope to more of the upper primary years, better preparing students for high school and life with computers in general.

As you've likely noticed on-site, the DU toilet block has undergone a much-needed renovation. We thank the community for their patience as these works are finalised. The junior primary playground also saw a refresh, and the green playground was updated on the far side of the oval. These works do not happen easily, and we are once again thankful for all the effort leadership dedicates to these improvements.

The governing council met twice a term throughout 2023. The governing council members all contribute to sub-committees, overseeing the businesses of OSHC and canteen plus finance, sports, and community & fundraising. The governing council members volunteer their time to coordinate and manage these behind-the-scenes aspects of the school and for that I am extremely grateful to them. I would also like to thank the volunteers (governing council and others) who have helped with reading outside classrooms, cooking/serving BBQs, coaching sports, working in the canteen, and all the other ways the community helps support the school. We are incredibly fortunate to have such a dedicated governing council, OSHC, and canteen, and these do not happen by accident or without significant effort. I thank everyone involved in these endeavours, as well as the school leadership.

Our volunteer-led extracurricular activities - debating and chess clubs - have once again proven to be very popular. We welcome beginners to these clubs and teach fundamentals, but the students who have attended for multiple years are now displaying excellent skills; particularly fantastic given that most were brand new to these activities when they started.

As I look forward to 2024 I am hopeful for continued and growing opportunities to come together as a community to support our students. I am excited to see what we will be able to achieve together.

Thank you all,

Jonathan Carroll

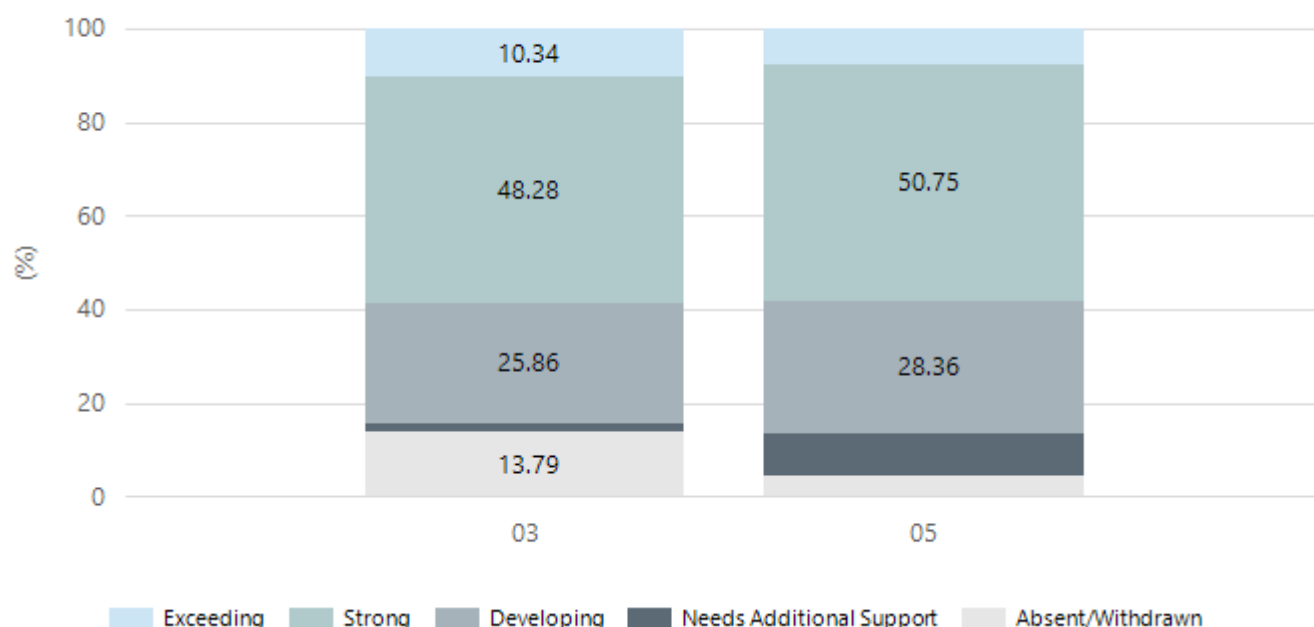
Chairperson, HPS Governing Council 2023

Performance Summary

NAPLAN Proficiency

In 2023, the Australian Curriculum, Assessment and Reporting Authority (ACARA) - a Commonwealth Independent statutory authority - announced changes to NAPLAN performance reporting. This new way of reporting by ACARA that NAPLAN results from 2023 will not be comparable to previous years. The new approach replaces the previous numerical NAPLAN bands and the national minimum standard.

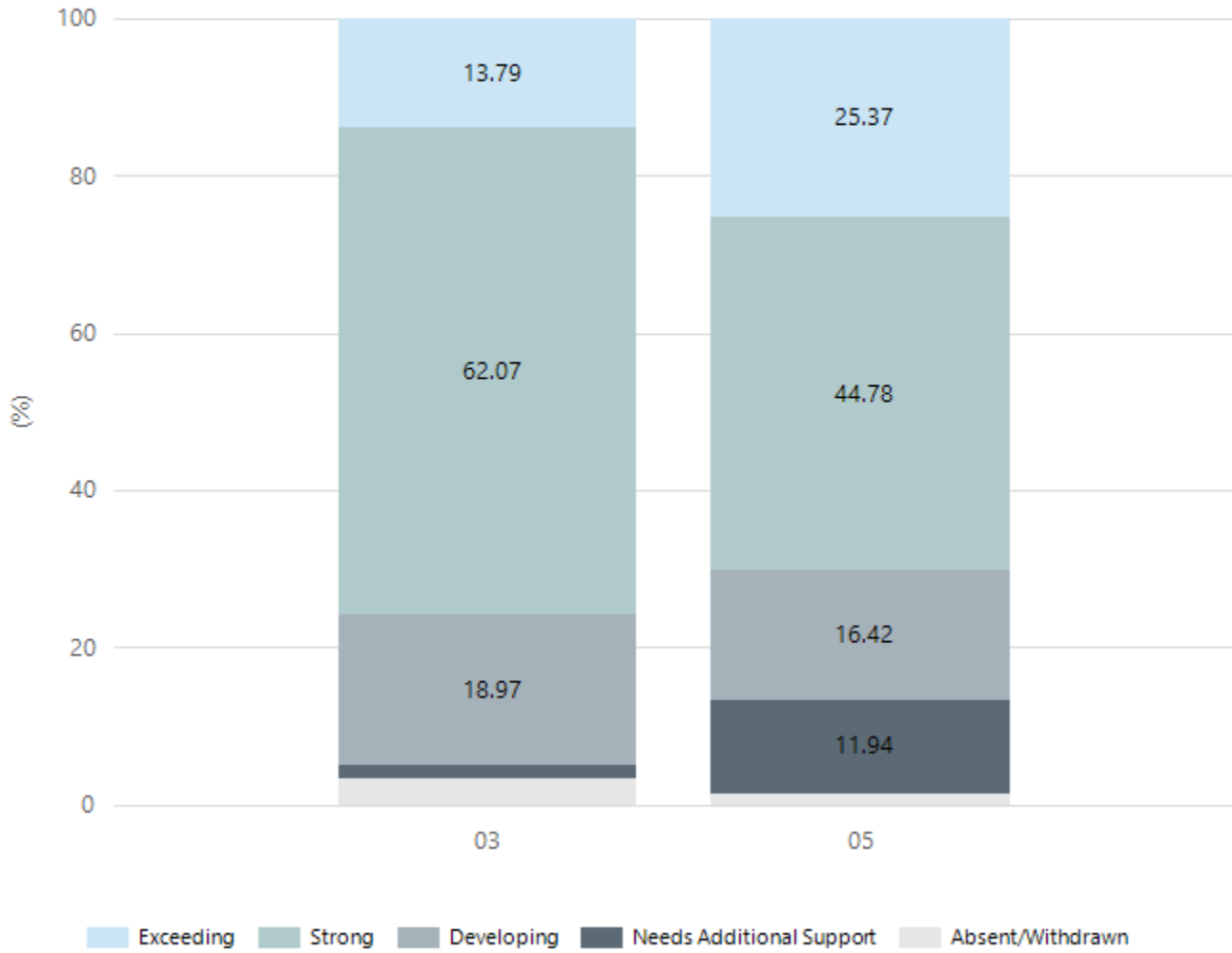
Numeracy



Year Level	03	05
Exceeding	6	5
Strong	28	34
Developing	15	19
Needs Additional Support	1	6
Absent/Withdrawn	8	3
Total	58	67

Data Source: Department for Education Assessment Data Holdings, 2023. When there are less than six students in a cohort, no data is supplied.

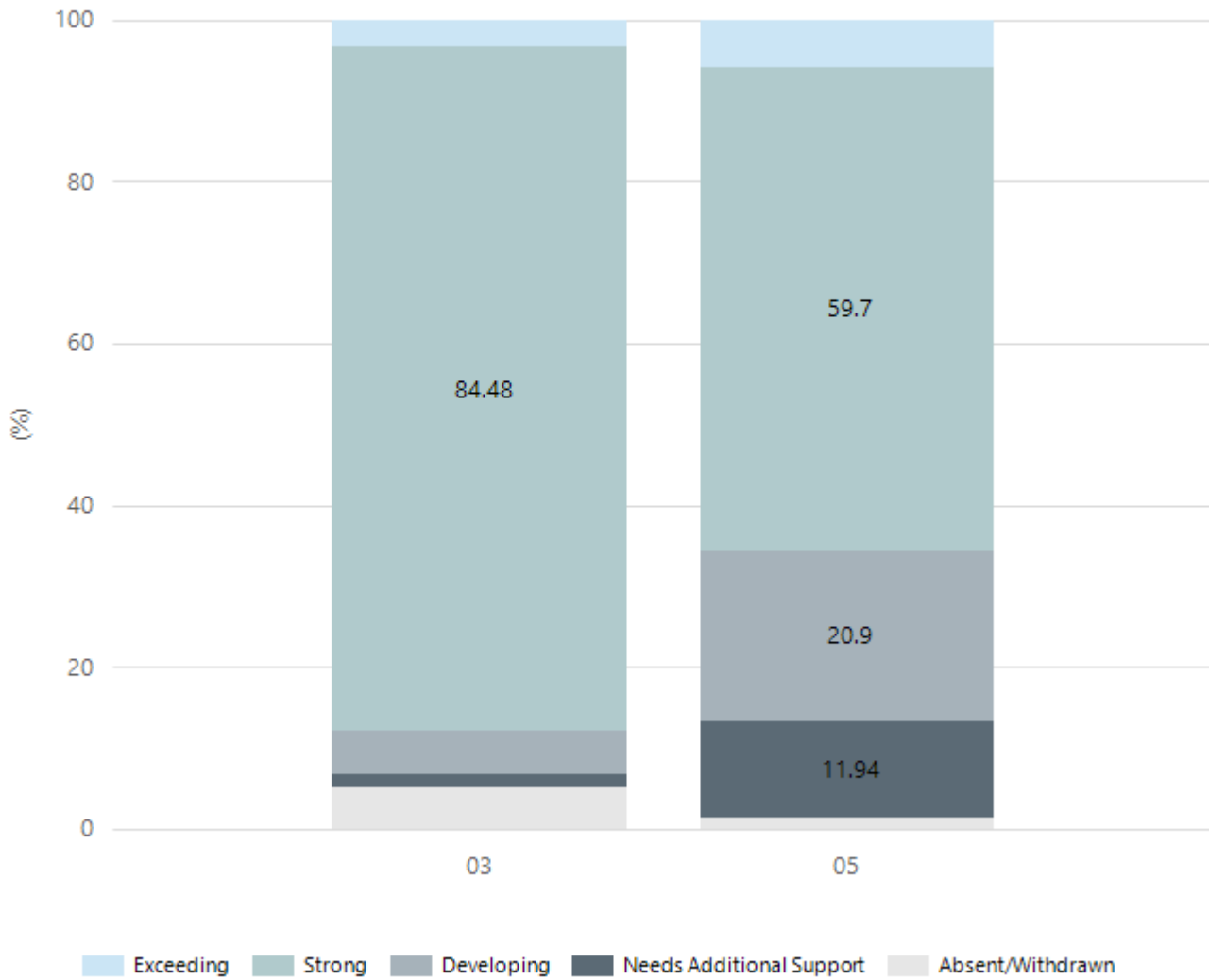
Reading



Year Level	03	05
Exceeding	8	17
Strong	36	30
Developing	11	11
Needs Additional Support	1	8
Absent/Withdrawn	2	1
Total	58	67

Data Source: Department for Education Assessment Data Holdings, 2023. When there are less than six students in a cohort, no data is supplied.

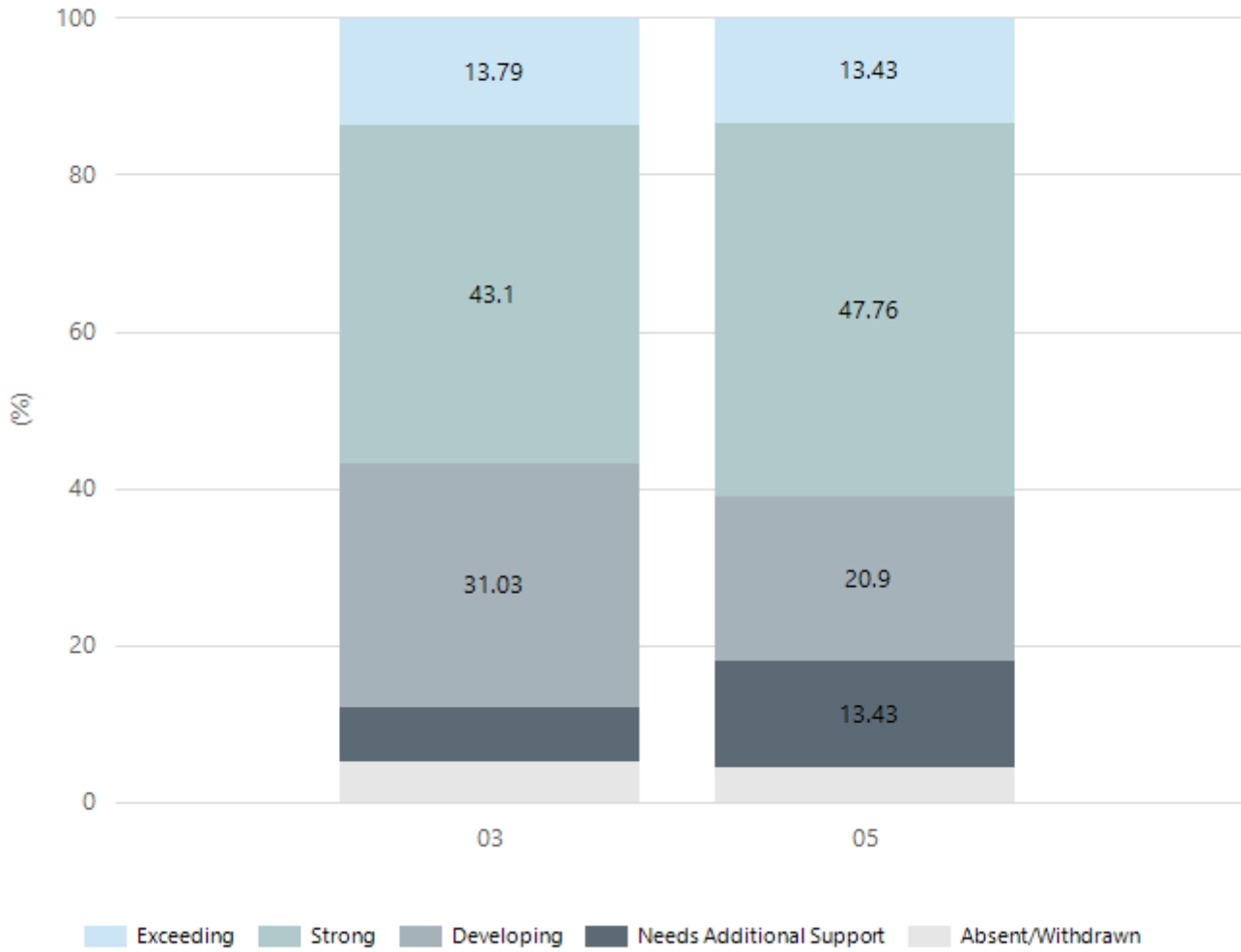
Writing



Year Level	03	05
Exceeding	2	4
Strong	49	40
Developing	3	14
Needs Additional Support	1	8
Absent/Withdrawn	3	1
Total	58	67

Data Source: Department for Education Assessment Data Holdings, 2023. When there are less than six students in a cohort, no data is supplied.

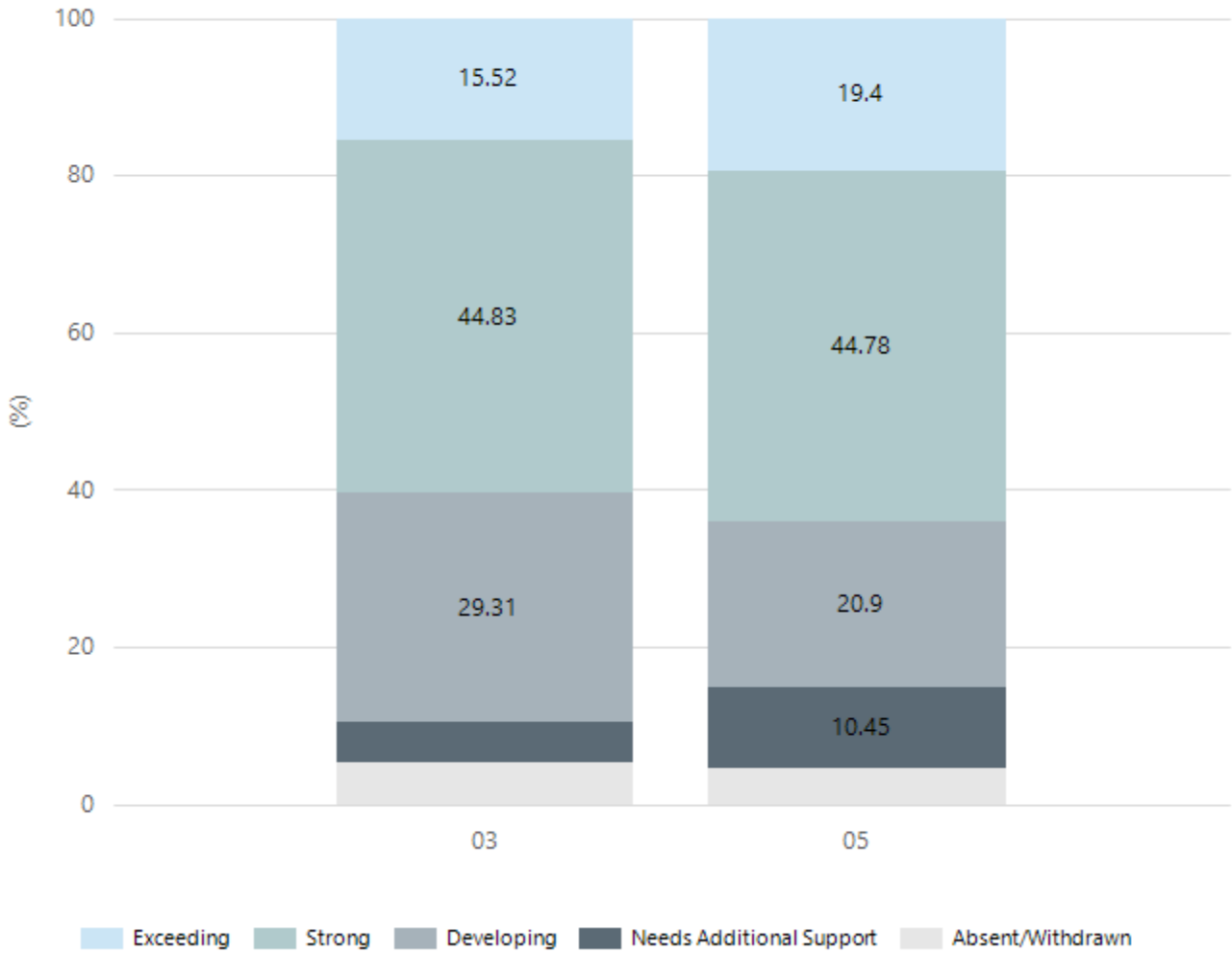
Grammar



Year Level	03	05
Exceeding	8	9
Strong	25	32
Developing	18	14
Needs Additional Support	4	9
Absent/Withdrawn	3	3
Total	58	67

Data Source: Department for Education Assessment Data Holdings, 2023. When there are less than six students in a cohort, no data is supplied.

Spelling



Year Level	03	05
Exceeding	9	13
Strong	26	30
Developing	17	14
Needs Additional Support	3	7
Absent/Withdrawn	3	3
Total	58	67

Data Source: Department for Education Assessment Data Holdings, 2023. When there are less than six students in a cohort, no data is supplied.

School Attendance

Year Level	2021	2022	2023
Reception	93.1%	89.6%	89.6%
Year 01	94.3%	88.1%	89.6%
Year 02	93.1%	89.0%	89.6%
Year 03	93.7%	90.0%	93.1%
Year 04	91.4%	89.9%	90.7%
Year 05	92.7%	89.7%	90.4%
Year 06	90.0%	88.0%	90.6%
Year 07	90.5%		
Primary Other	91.8%	83.8%	84.2%
Total	92.3%	88.5%	89.7%

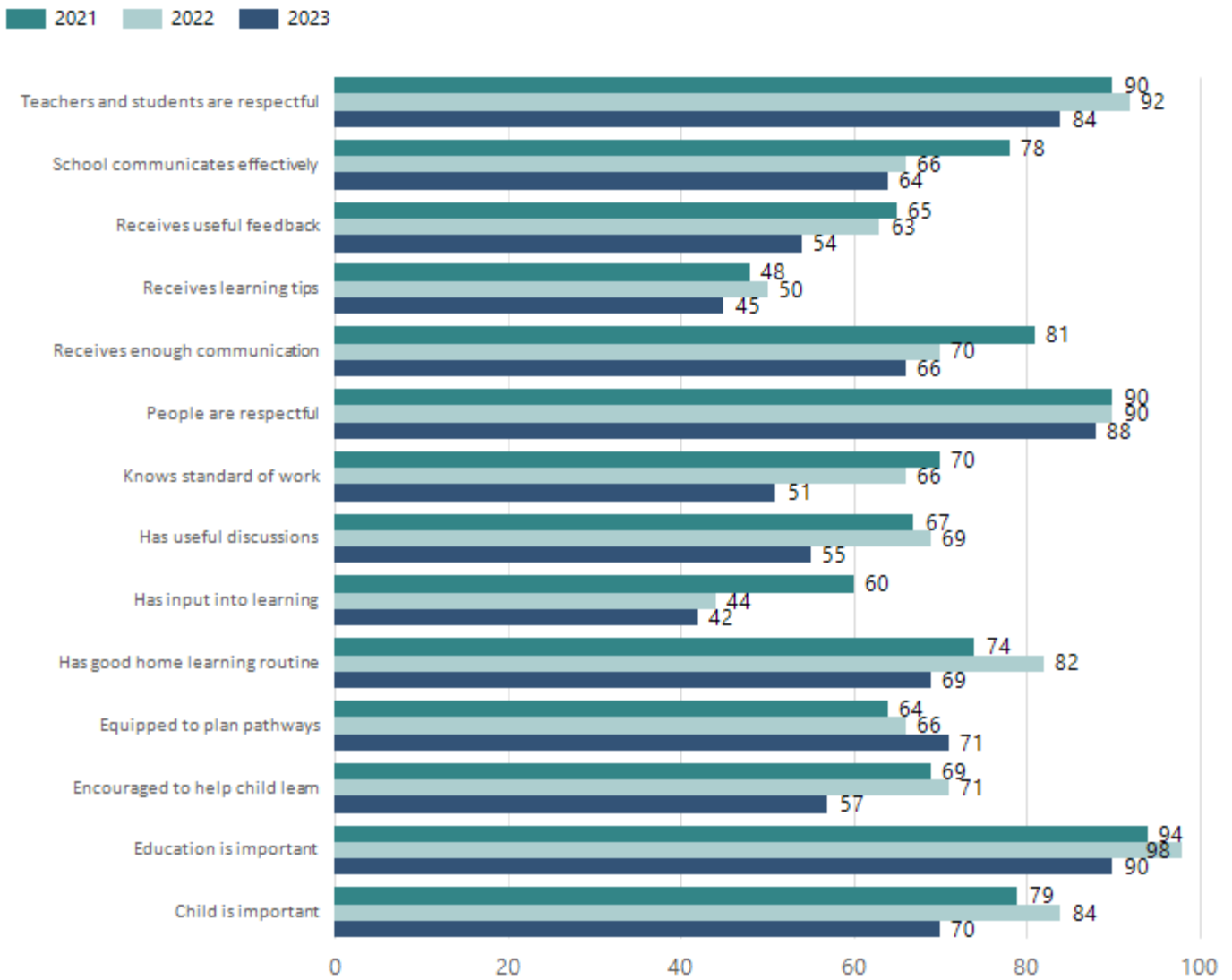
Data Source: Department for Education Attendance Data, Semester 1 Report 2023. A blank cell indicates there were no students enrolled. 'Primary Other' includes students enrolled in specialised education options. 'Secondary Other' includes students who have already spent a year at Year 12 and elected to undertake further study at Year 12.

Attendance Comment

In South Australia, all children and young people must be in school from 6 years to 16 years old. They must attend a government or non-government school full time. From age 16 to 17 however, young people must attend school or an approved learning program (such as an apprenticeship, traineeship, accredited course or university). Schools and parents must encourage and support students to come to school every day. Parents and caregivers must make sure their child is enrolled in a school, and attends school all day and everyday it is open, unless a child is sick or has an approved exemption. Teachers and leaders actively follow up when a student misses school, including recording all absences and non-attendance. All schools in South Australia have local attendance procedures governed under the Education and Children's Services Regulations 2020.

Parent Opinion Survey Results

Proportion of agree/strongly agree response(%)



Data Source: 2023 Department for Education Parent Opinions Survey, Term 3 2023.

Intended Destination

Leave Reason	Number	%
NG - ATTENDING NON-GOV SCHOOL IN SA	1	14.0%
TG - TRANSFERRED TO SA GOVERNMENT SCHOOL	6	86.0%

Data Source: Department for Education Destination Data Report, 2023. Data extract term 3 2023. Data shows recorded destinations for students that left the school in the previous year. Data is uploaded by schools in term 3 and may not reflect final or total figures at time of report creation.

Highest Qualifications held by the teaching workforce and workforce composition

All teachers at this school are qualified and registered with the SA Teachers Registration Board.

Qualification Level	Number of Qualifications
Bachelor's degrees or Diplomas	29
Postgraduate Qualifications	9

Data Source: Data extracted from Mandatory Workforce Information Collections as on the last pay date of June 2023. As self-reported by staff in the system.

Please note: Data includes staff who are Actively employed and on extended paid leave. Please note only the highest qualification of the Teaching staff is reported. Excludes any number of other certifications earned.

Workforce composition including indigenous staff

	Teaching Staff		Non-Teaching Staff	
	Indigenous	Non-Indigenous	Indigenous	Non-Indigenous
Full-Time Equivalents	0.0	33.3	0.3	14.4
Persons	0.0	38.0	1.0	20.0

Data Source: Data extracted from Mandatory Workforce Information Collection as on the last pay date of June 2023.

Please note: Data includes staff who are actively employed and on extended paid leave. "Indigenous category" is self-reported by staff in the system.

Financial Statement

Funding Source	Amount
Grants: State	5,127,319.59
Grants: Commonwealth	369,501.54
Parent Contributions	192,848.74
Fund Raising	38,679.81
Other	113,067.83

Data Source: School supplied data.